

Channel

Bay

Sampling Date	Comments	Sediment		Water		Sediment		Water	
		Average Depth (ft.)	Average Depth (ft.)	Average Depth (ft.)	Average Depth (ft.)	Average Sediment Depth (ft.)	Average Water Depth (ft.)		
5/9/2019		2.17	3.94	2.17	3.94	1.03	4.23	1.03	4.23
6/10/2019		2.09	3.89	2.09	3.89	1.02	4.35	1.02	4.35
7/10/2019		2.08	3.74	2.08	3.74	1.36	4.20	1.36	4.20
8/7/2019		2.27	3.58	2.27	3.58	1.15	4.16	1.15	4.16
9/11/2019		2.17	3.78	2.17	3.78	1.19	4.35	1.19	4.35
10/15/2019		1.88	4.10	1.88	4.10	1.14	4.37	1.14	4.37

Net Gain / Loss ±

2019 Average =

-0.29'	0.15'
2.11	3.84

0.10'	0.14'
1.15	4.28

Sampling Date	Comments	Sediment		Water		Sediment		Water	
		Average Depth (in.)	Average Depth (in.)	Average Depth (in.)	Average Depth (in.)	Average Sediment Depth (in.)	Average Water Depth (in.)		
5/9/2019		25.98	47.28	25.98	47.28	12.42	50.72	12.42	50.72
6/10/2019		25.08	46.68	25.08	46.68	12.23	52.18	12.23	52.18
7/10/2019		24.90	44.82	24.90	44.82	16.29	50.41	16.29	50.41
8/7/2019		27.18	42.96	27.18	42.96	13.75	49.96	13.75	49.96
9/11/2019		26.04	45.36	26.04	45.36	14.26	52.17	14.26	52.17
10/15/2019		22.56	49.14	22.56	49.14	13.66	52.42	13.66	52.42

Net Gain / Loss ±

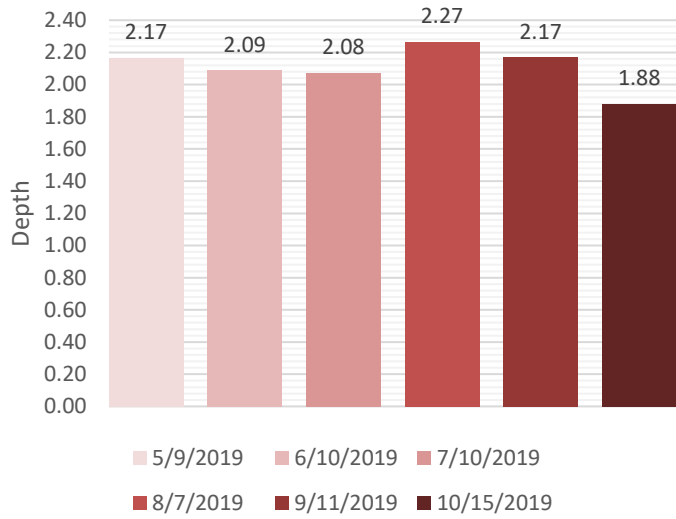
2019 Average =

-3.42"	1.86"
25.29	46.04

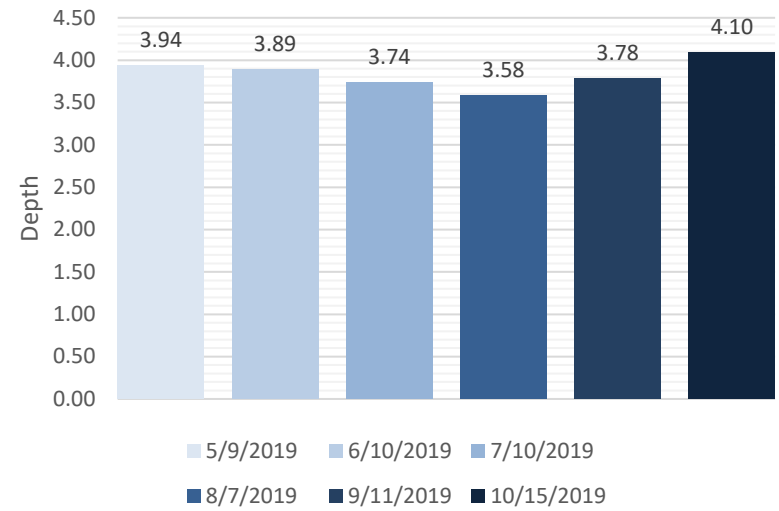
1.25"	1.70"
13.77	51.31



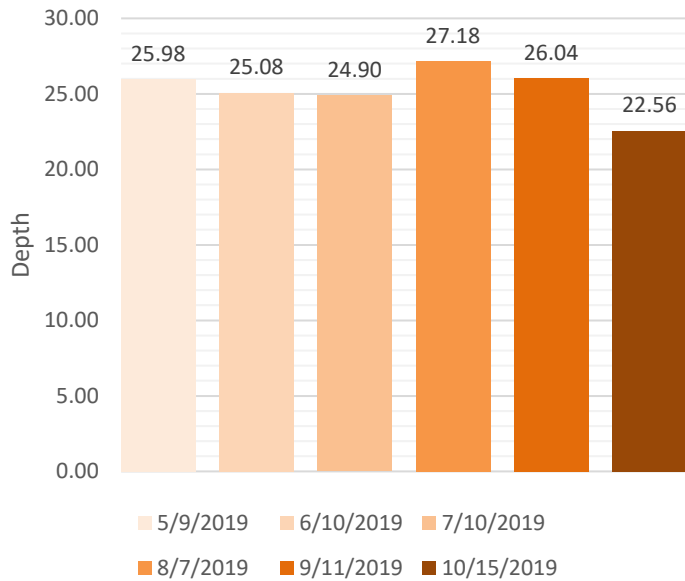
Channel Sediment Depths (ft.)



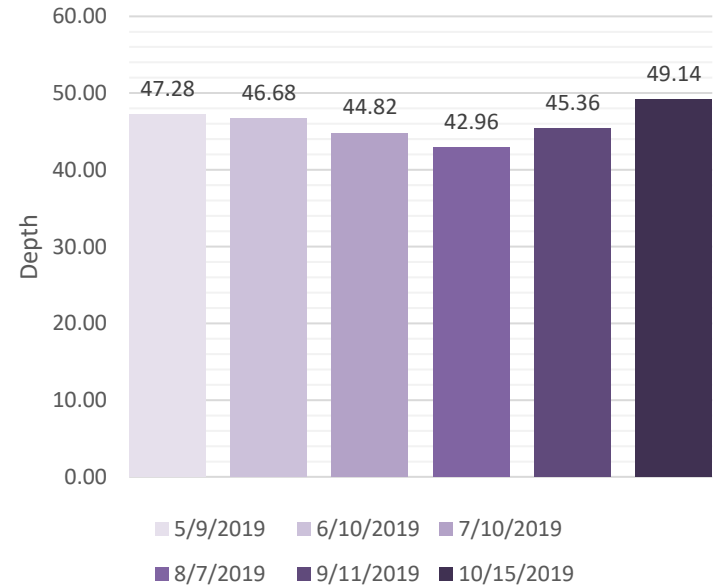
Channel Water Depths (ft.)



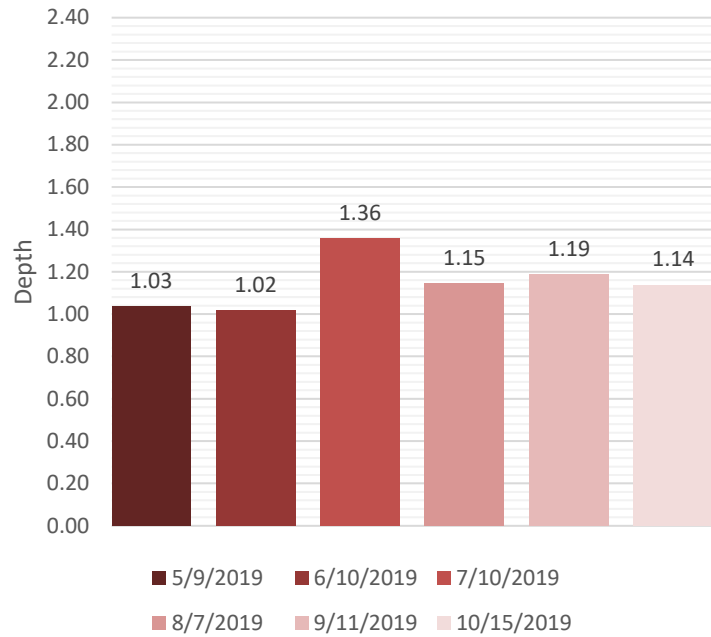
Channel Sediment Depths (in.)



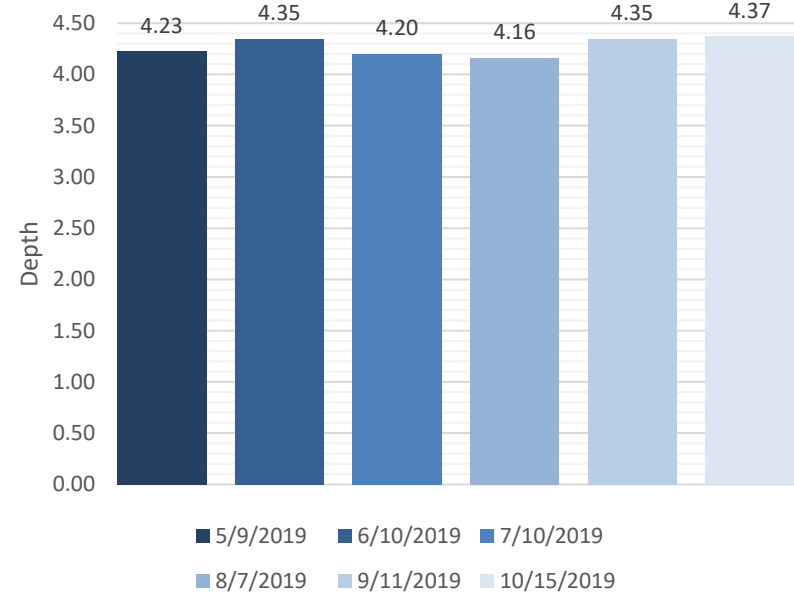
Channel Water Depths (in.)



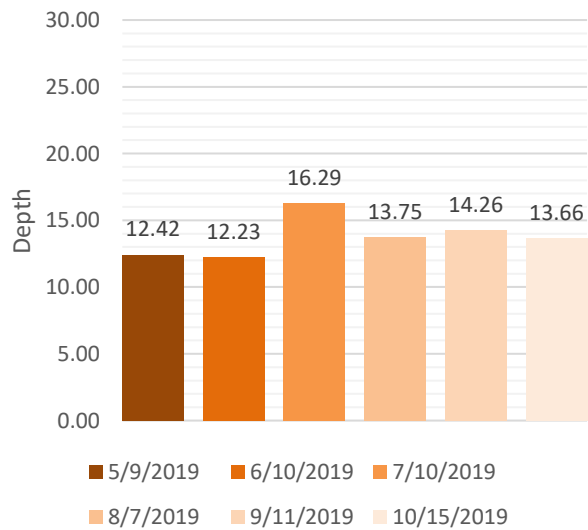
Bay Sediment Depths (ft.)



Bay Water Depths (ft.)



Bay Sediment Depths (in.)



Bay Water Depths (in.)

